


# 2020 Budget Presentation




## **CLERK'S DEPARTMENT**



# Some Stats...




	2015	2016	2017	2018	2019
Marriage Ceremonies	55	70	53	64	66
Marriage Licences	304	315	319	326	328
Death Certificates	456	444	481	515	516
Lottery Licences	62	71	84	94	70
Business Licences	102	119	137	132	131
Dog Tags	1,422	1,745	1,695	1,780	***
Minor variances	14	17	26	25	32



# Some Stats...



	2015	2016	2017	2018	2019
Zone change notices	19	18	19	17	25
Liquor Licences	13	13	6	20	10
FOI Requests	11	5	8	7	16
Para-transit applications	257	295	339	346	315
Commissioner of Oaths	245	241	535	543	476
Pieces of mail sent	52,803	49,393	54,999	51,318	***
Avg # of children crossed/day	1173	997	1002	1065	1013




# 2020 Budget Notes



## ❖ General Insurance increase of 8%

- Additional coverage added to the portfolio
- “hard market” driven by natural disaster claims
- 33% increase in transit hours in 2016




# 2020 Budget Notes



## ❖ Increased contribution to the Election Reserve

- Additional poll and staffing for 2022

2020 Increase = Insurance + Election + wages



# Addition to the Base Budget



## Agenda Management Software

- \$17,000 implementation, \$13,000 annual licensing
- Use technology to drive efficiency and capacity into the department rather than adding staff at this time
- Streamlines and automates aspects of agenda preparation, minute taking, and post meeting activities
- Widely used by municipalities across the province